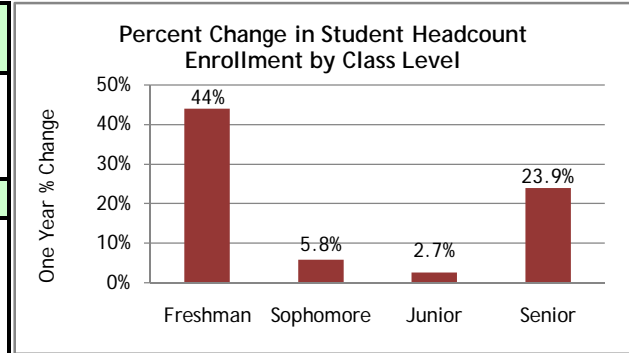




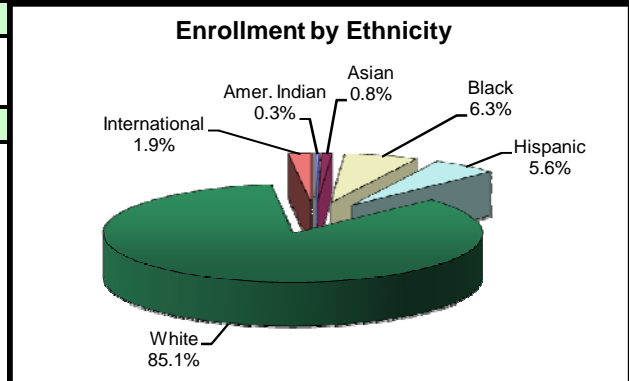
Elkhart Enrollment Summary

Spring Semester, 2009

Spring 2009		% Change from Spring '08	
Headcount	623		22.9%
Credit Hours	3,204		35.0%
FTE	214		46.6%
Class Level	Headcount ^b	% Distribution	% Change
Freshman	288	48.4%	44.0%
Sophomore	147	24.7%	5.8%
Junior	77	12.9%	2.7%
Senior	83	13.9%	23.9%
Academic Level	Headcount	% Distribution	% Change
Undergraduate	595	95.5%	23.7%
Graduate	11	1.8%	-21.4%
Sp. Undergrad	15	2.4%	114.3%
Sp. Graduate	2	0.3%	-60.0%
Gender	Headcount	% Distribution	% Change
Male	206	33.1%	8.4%
Female	417	66.9%	31.5%
Ethnicity	Headcount	% Distribution	% Change
Amer. Indian	2	0.34%	0.0%
Asian	5	0.85%	25.0%
Black	37	6.27%	5.7%
Hispanic	33	5.59%	-8.3%
White	502	85.08%	24.3%
International	11	1.86%	120.0%
Unknown	33 ^a		
Full/Part-Time Undergraduates	Headcount	% Distribution	% Change
Full-Time	52 ^b	8.7%	73.3%
Part-Time	543 ^b	91.3%	20.4%
Residency	Headcount	% Distribution	% Change
Resident	594	95.3%	22.2%
Non-Resident	29	4.7%	38.1%
Purdue Statewide Technology	Spring 2009	% Change	
Headcount	12	71.4%	
Credit Hours	45	36.4%	



Academic Level	Credit Hours	% Distribution	% Change
Undergraduate	3,107	97.0%	36.1%
Graduate	31	1.0%	-26.2%
Sp. Undergrad	60	1.9%	122.2%
Sp. Graduate	6	0.2%	-71.4%



Academic Group Description	Head Count	UG	Special UG	GR	Special GR
School of Business & Economics	155	148		6	1
Col of Liberal Arts & Sciences	200	198	2		
School of Education	82	76		5	1
Div of Nursing & Allied Health Prof	56	56			
Public & Environmental Affairs	13	13			
School of Continuing Studies	33	33			
E. M. Radin Sch of the Arts	33	32	1		
School of Dentistry	16	16			
Div of Allied Health Sciences	22	22			
Administrative Tracking Group	12		12		
Division of Labor Studies	1	1			
Totals	623	595	15	11	2

(a) Unknowns are not counted in the distribution
 (b) Degree seeking undergraduate students only

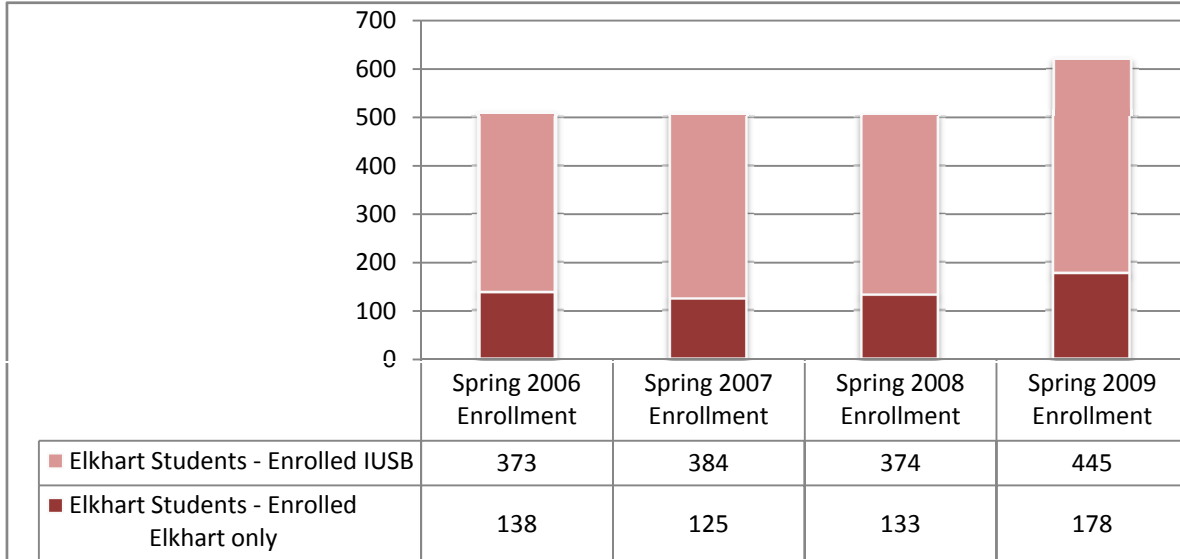
For more information contact:
 (574) 520-4104
 iusboir@iusb.edu

Office of Institutional Research
 Indiana University South Bend
 1700 Mishawaka Avenue
 P.O. Box 7111
 South Bend, IN 46634-7111
<http://www.iusb.edu/~iusboir>



INDIANA UNIVERSITY SOUTH BEND

Elkhart Campus Spring 2009



2009 PRIMARY ACADEMIC PROGRAM BREAKDOWN

* Elkhart Only Enrolled Students

Primary Program Description	Head Count
Lib Arts & Sci Undergraduate	65
Business & Econ Undergraduate	60
Education Undergraduate	14
Nursing Undergraduate	8
General Studies Undergrad	7
Sch of the Arts Undergraduate	7
Non-Degree Undergraduate	5
Allied Health Undergraduate	4
Lib Arts & Sci Ugrd Nondeg	2
Pub & Envir Aff Undergraduate	2
Business & Econ Grad Nondeg	1
Dental Aux Educ Undergraduate	1
Education Grad Nondeg	1
Transient Ugrd Nondeg	1

178

* Elkhart Only = Students who are enrolled in Elkhart classes that are not taking classes at the South Bend campus.