

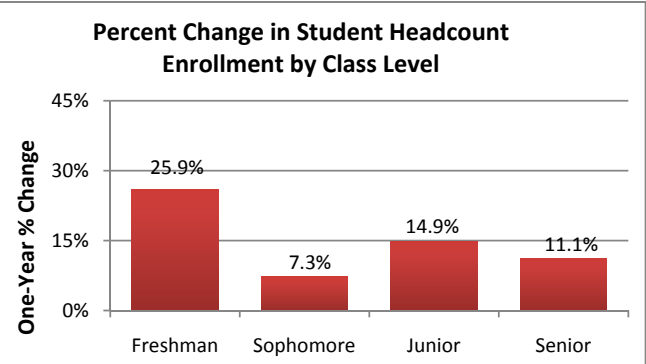


INDIANA UNIVERSITY SOUTH BEND

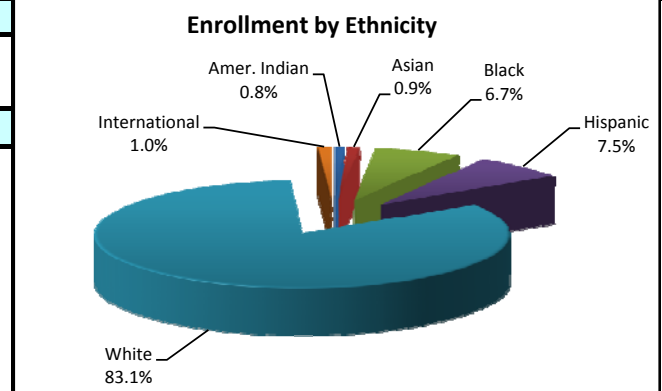
Elkhart Enrollment Summary

Fall Semester, 2009

Fall 2009		% Change from Fall '08	
Headcount	823		13.4%
Credit Hours	4,395		20.0%
FTE	293		19.3%
Class Level	Headcount b	% Distribution	% Change
Freshman	432	53.5%	25.9%
Sophomore	177	21.9%	7.3%
Junior	108	13.4%	14.9%
Senior	90	11.2%	11.1%
Academic Level	Headcount	% Distribution	% Change
Undergraduate	807	98.1%	18.2%
Graduate	4	0.5%	-84.6%
Sp. Undergrad	11	1.3%	10.0%
Sp. Graduate	1	0.1%	-85.7%
Gender	Headcount	% Distribution	% Change
Male	290	35.2%	14.6%
Female	533	64.8%	12.7%
Ethnicity	Headcount	% Distribution	% Change
Amer. Indian	6	0.8%	50.0%
Asian	7	0.9%	0.0%
Black	53	6.7%	60.6%
Hispanic	59	7.5%	28.3%
White	654	83.1%	12.0%
International	8	1.0%	-42.9%
Unknown	36 a		
Full/Part-Time Undergraduates	Headcount	% Distribution	% Change
Full-Time	84 b	10.3%	40.0%
Part-Time	734 b	89.7%	17.8%
Residency	Headcount	% Distribution	% Change
Resident	802	97.4%	15.1%
Non-Resident	21	2.6%	-27.6%
Age	Headcount	% Distribution	
Traditional (<=24yrs)	515	62.6%	
Nontraditional (> 24 yrs)	308	37.4%	
Technology	Headcount	% Change	
Headcount	7	-56.3%	
Credit Hours	29	-40.8%	



Academic Level	Credit Hours	% Distribution	% Change
Undergraduate	4,338	98.7%	22.9%
Graduate	12	0.3%	-84.6%
Sp. Undergrad	42	1.0%	27.3%
Sp. Graduate	3	0.1%	-85.7%



Academic Group Description	Head Count	UG	Special UG	GR	Special GR
Col of Liberal Arts & Sciences	289	288	1		
School of Education	147	145		2	
School of Business & Economics	138	136	1	1	
College of Health Sciences	136	136			
School of Continuing Studies	46	46			
E. M. Raclin Sch of the Arts	43	43			
Public & Environmental Affairs	13	13			
Administrative Tracking Group	10		9	1	
Grad Sch - Liberal Arts & Sci	1			1	
Totals	823	807	11	5	0

(a) Unknowns are not counted in the distribution

(b) Degree seeking undergraduate students only

For more information contact:

(574) 520-4104

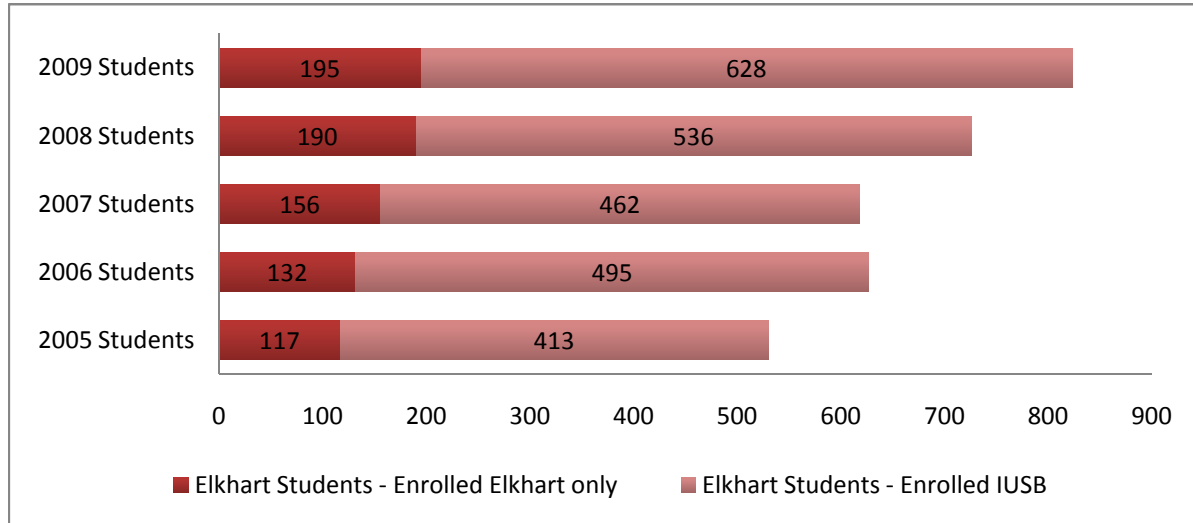
iusboir@iusb.edu

Office of Institutional Research
Indiana University South Bend
1700 Mishawaka Avenue
P.O. Box 7111
South Bend, IN 46634-7111



INDIANA UNIVERSITY SOUTH BEND

Elkhart Campus Fall 2009



Elkhart Students - Enrolled Elkhart Only

Academic Group Description	Headcount
Col of Liberal Arts & Sciences	70
School of Business & Economics	63
School of Education	17
College of Health Sciences	17
School of Continuing Studies	11
E. M. Raclin Sch of the Arts	9
Administrative Tracking Group	6
Public & Environmental Affairs	2
Total	195

** Elkhart Only = Students who are enrolled in Elkhart classes that are not taking classes at the South Bend campus.*